


Fecal occult blood test

**BLOOD RESEARCH IN STOOLS: INFORMATION FOR THE PATIENT**

you will receive : **3 containers AND**



**3 tests at your own name**



IN CASE OF MENSTRUAL PERIODS OR ACTIVE HAEMORRHOIDS, THE TEST HAS TO BE REPORTED.


1. COLLECT THE FIRST STOOLS SAMPLE.
2. CAUTION: KEEP WATER, URIN, AND PAPER AWAY FROM STOOLS.



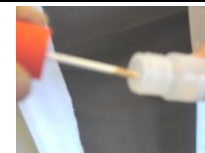
3. TAKE THE TOP RED PART THE TUBE OFF AND INTRODUCE THE STICK 2 OR 3 TIME INTO THE STOOLS IN DIFFERENT PLACES.  
CAUTION: DO NOT DRAIN THE LIQUID OFF (IN THE TUBE)



4. YOU NEED TO INTRODUCE THE STICK INTO THE STOOLS NO MORE THAN ONE CENTIMETER.



5. PUT THE STICK BACK INTO THE TUBE AND SHUT IT FIRMLY. THEN STIR.



6. WRITE THE DATE ON THE TUBE



7. KEEP THE TUBE AT ROOM TEMPERATURE (EXAMPLE : BATHROOM)
8. REPEAT THIS EXAM THE FOLLOWING TWO DAYS, ONE TEST EACH DAY
9. BRING THE **3** TUBES WITHIN **7 DAYS** IN **CAP** WHICH IS OPEN FROM MONDAY TO FRIDAY, FROM 7.00 A.M. TO 7 P.M.
  - Wash your hands after every test.
  - For hygiene reasons, you have to put all the stools left in a plastic bag that you close safely before throwing into the garbage.

**CENTRE D'ACCUEIL DES PRELEVEMENTS (CAP) BATLAB ETAGE 0 PORTE : 8D-0-850.1**